

## BENEFITS

- High Performance
- Plug & Play
- Anti-vibration
- Quiet Operation
- Suitable for Mini Splits,  
Ducted Units, etc...

# MAXI BOX






LEARN MORE  
ABOUT US





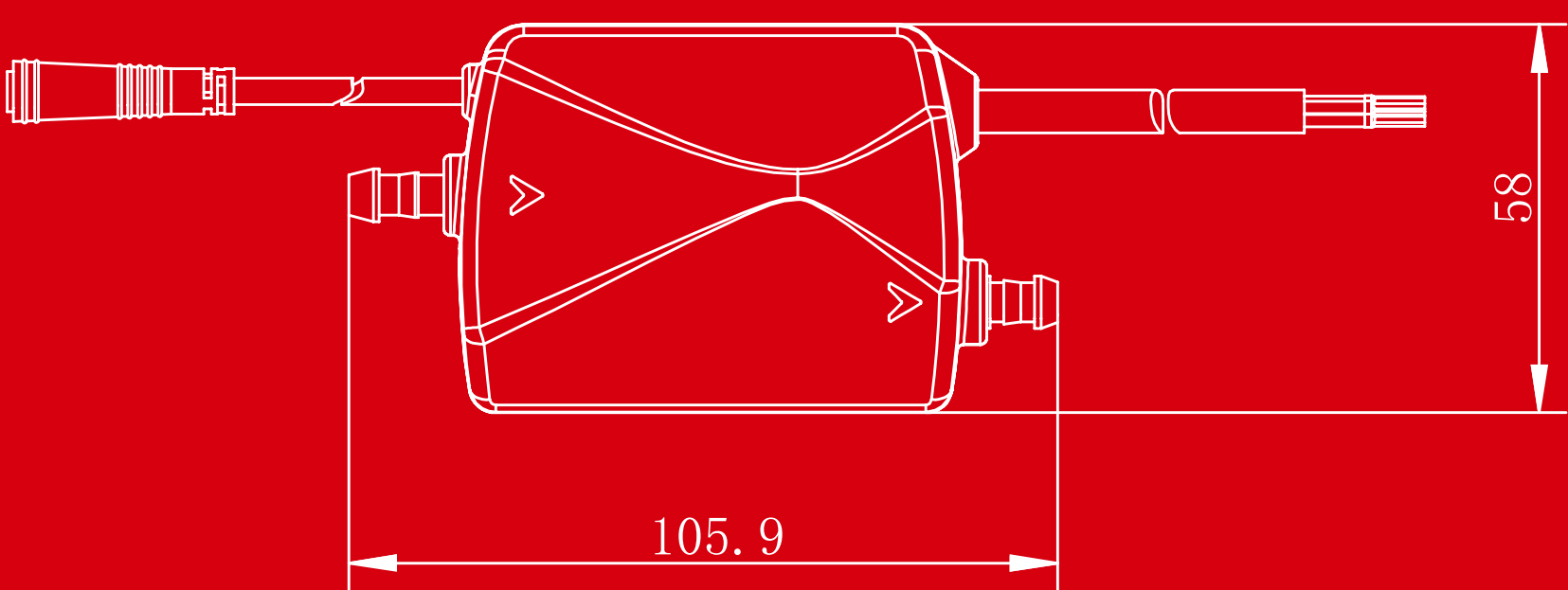
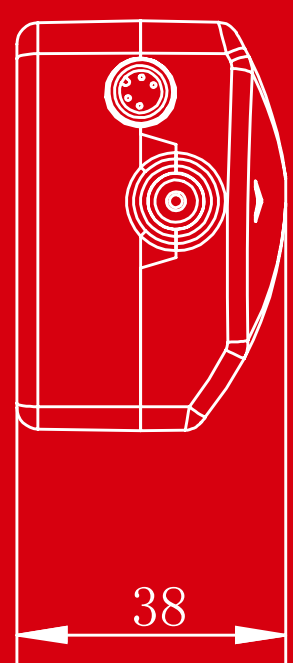
# MAXI BOX

-  Max. flow 40L/h (10.6GPH) @ 0 head
-  Sound level < 20dB(A)@ 1M (3.3ft)
-  Max. discharge head 20M (65.6ft)



## Technical Data

Max. flow	40L/h (10.6GPH) @ 0 head
Sound level	20dB(A)@ 1M (3.3ft)
Power supply	100-240V AC 50/60Hz
Max. discharge head	20M (65.6ft)
Max. unit output	46kw/157,000Btu/h
Safety switch	3A Normally closed
Max. water temperature	70°C
Discharge tube	6mmID
Class	II appliance
Safety switch	3A Normally closed
Rated	Continuous



LEARN MORE  
ABOUT US